


Introductory sub-table (I)(a)


Name of the Company: Bell Agromachina Limited				
Scrip Code, Name of the scrip, class of security: 531112				
Quarter ended: 31st March 2013				
Partly paid-up shares:-		No. of partly paid-up shares	As a % of total no. of partly paid-up shares	As a % of total no. of shares of the company
Held by promoter/promoter group		0	0	0
Held by public		0	0	0.00
Total		0	0	0.00
Outstanding convertible securities:-		No. of outstanding securities	As a % of total no. of outstanding convertible securities	As a % of total no. of shares of the company, assuming full conversion of the convertible securities
Held by promoter/promoter group		0	0	0
Held by public		0	0	0
Total		0	0	0
Warrants:-		No. of warrants	As a % of total no. of warrants	As a % of total no. of shares of the company, assuming full conversion of warrants
Held by promoter/promoter group		0	0	0
Held by public		0	0	0
Total		0	0	0
Total paid-up capital of the company, assuming full conversion of warrants and convertible securities (Grand Total (A+B+C)+ D+E+F)		3500000	0	100




Statement Showing Shareholding Pattern

		Table (I)(a)						
Category code	Category of Shareholder	Number of Shareholders	Total number of shares	Number of shares held in dematerialized form	Total shareholding as a percentage of total number of shares		Shares Pledged or otherwise encumbered	
					As a percentage of(A+B) ¹	As a percentage of (A+B+C)	Number of shares	As a percentage
(I)	(II)	(III)	(IV)	(V)	(VI)	(VII)	(VIII)	(IX)= (VIII)/(IV)*100
(A)	Shareholding of Promoter and Promoter							
1	Indian							
(a)	Individuals/ Hindu Undivided Family							
		6	1215000	0	34.71	34.71	0	0.00
(b)	Central Government/ State Government(s)							
		0	0	0	0.00	0.00	0	0.00
(c)	Bodies Corporate							
		3	745000	0	21.29	21.29	0	0.00
(d)	Financial Institutions/ Banks							
		0	0	0	0.00	0.00	0	0.00
(e)	Any Others(Specify)							
(e-i)								
(e-ii)								
	Sub Total(A)(1)	9	1960000	0	56.00	56.00	0	0.00
2	Foreign							
a	Individuals (Non-Residents Individuals/ Foreign Individuals)							
		0	0	0	0.00	0.00	0	0.00
b	Bodies Corporate							
		0	0	0	0.00	0.00	0	0.00
c	Institutions							
		0	0	0	0.00	0.00	0	0.00
d	Any Others(Specify)							
		0	0	0	0.00	0.00	0	0.00
d-i					0.00	0.00		
d-ii					0.00	0.00		
	Sub Total(A)(2)	0	0	0	0.00	0.00	0	0.00

	TOTAL (A)+(B)	1572	3500000	174300	100.00	100.00	0	0.00
(C)	Shares held by Custodians and against which Depository Receipts have been issued							
1	Promoter and Promoter Group	0	0	0	0	0.00	0	0.00
2	Public	0	0	0	0	0.00	0	0.00
	Sub-Total (C)	0	0	0	0	0	0	0.00
	GRAND TOTAL (A)+(B)+(C)	1572	3500000	174300		100.00	0	0.00



Sr.No	Notes
1	
2	
3	
4	
5	
6	
7	
8	
9	




Statement of securities (including shares, warrants, convertible securities) of persons belonging to the category "Promoter and Promoter Group"

Sr. No.	Name of the shareholder	Details of Shares held		Encumbered shares (*)			Details of warrants		Details of convertible securities		Total shares (including underlying shares assuming full conversion of warrants and convertible securities) as a % of diluted share capital
		Number of shares held	As a % of grand total (A)+(B)+(C)	No.	As a percentage	As a % of grand total (A)+(B)+(C) of sub-clause (I)(a)	Number of warrants held	As a % total number of warrants of the same class	Number of convertible securities held	As a % total number of convertible securities of the same class	
(I)	(II)	(III)	(IV)	(V)	(VI)=(V)/(III)*100	(VII)	(VIII)	(IX)	(X)	(XI)	(XII)
1	SHIVPUTRA BELLAD	759000	21.69	0	0.00	0.00	0	0.00	0	0.00	21.69
2	PRASHANTH BELLAD	101,500	2.90	0	0.00	0.00	0	0.00	0	0.00	2.90
3	MAHESH S BELLAD	119,500	3.41	0	0.00	0.00	0	0.00	0	0.00	3.41
4	SHARDA S BELLAD	99,000	2.83	0	0.00	0.00	0	0.00	0	0.00	2.83
5	ARUNA P BELLAD	74,000	2.11	0	0.00	0.00	0	0.00	0	0.00	2.11
6	SHILPA M BELLAD	62,000	1.77	0	0.00	0.00	0	0.00	0	0.00	1.77
7	BELLAD AUTOMOBILES ENGINEERS PVT LTD	258,500	7.39	0	0.00	0.00	0	0.00	0	0.00	7.39
8	BELLAD ENGINEERS PVT LTD	175,000	5.00	0	0.00	0.00	0	0.00	0	0.00	5.00
9	BELLAD MOTORS PVT LTD.	311,500	8.90	0	0.00	0.00	0	0.00	0	0.00	8.90
TOTAL		1960000	56.00	0	0.00	0.00	0	0	0	0	56.00

Place: HUBLI
Date: 19/04/2013

For Bell Agromachina Limited

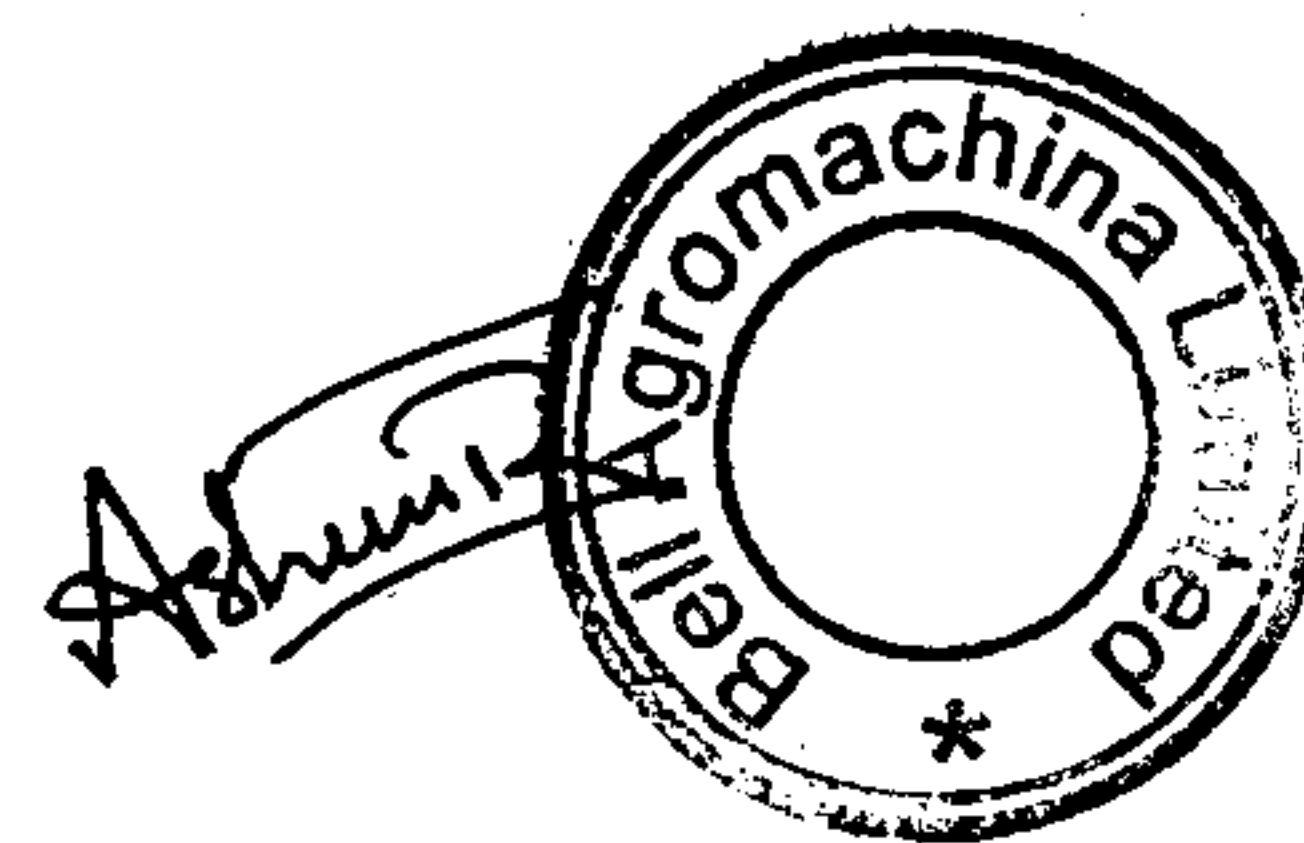


Director

(*) The term "encumbrance" has the same meaning as assigned Director

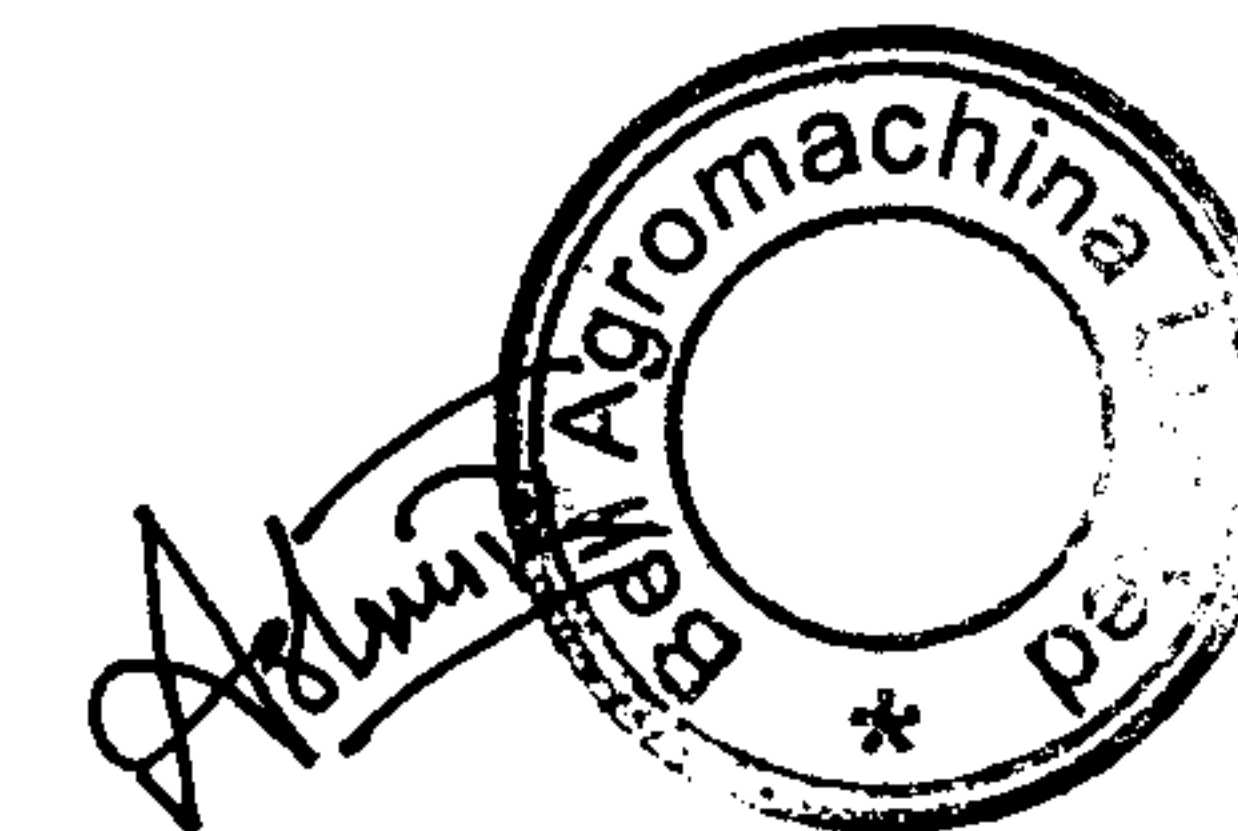
reholding of persons belonging to the category
more than 1% of the total number of shares

er	Number of shares	Shares as a percentage of total number of shares {i.e., Grand Total (A)+(B)+(C)}
	62000	1.77
	39900	1.14
	101900	2.91



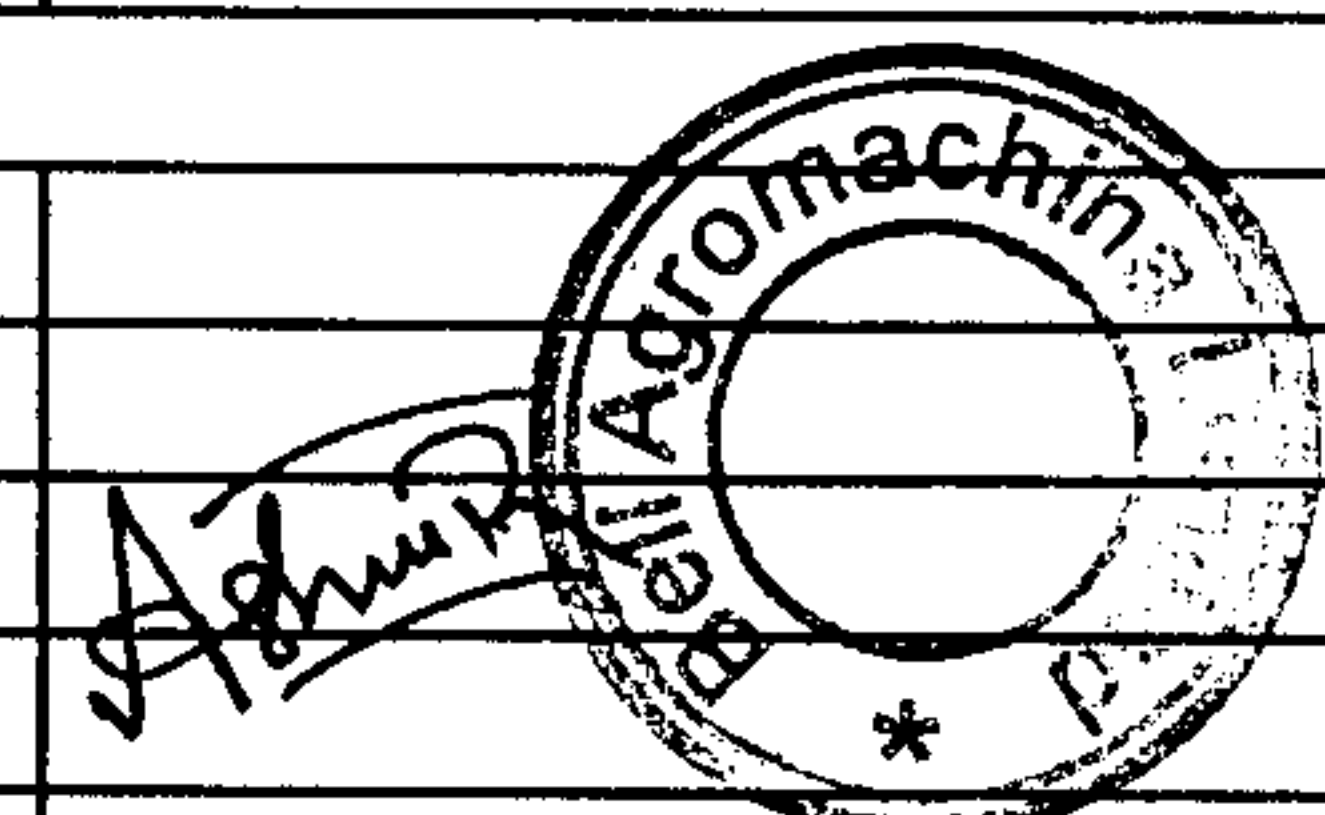
(I)(c)(ii) Statement showing holding of securities (including shares, warrants, convertible securities) of persons (together with PAC) belonging to the category "Public" and holding more than 5% of the total number of shares of the company

Sr. No.	Name(s) of the shareholder(s) and the Persons Acting in Concert (PAC) with them	Number of shares	Shares as a percentage of total number of shares {i.e., Grand Total (A)+(B)+(C) indicated in Statement at para (I)(a) above}	Details of warrants		Details of convertible securities		Total shares (including underlying shares assuming full conversion of warrants and convertible securities) as a % of diluted share capital
				Number of warrants	As a % total number of warrants of the same class	Number of convertible securities held	% w.r.t total number of convertible securities of the same class	
1	NIL	NIL	NIL	NIL	NIL	NIL	NIL	NIL
TOTAL		0	0.00	0	0	0	0	0



Name of the Company: Bell Agromachina Limited
 Quarter Ended: 31st March, 2013

(I)(d) Statement showing details of locked-in shares

Sr. No.	Name of the shareholder	Number of locked-in shares	Locked-in shares as a percentage of total number of shares {i.e., Grand Total (A)+(B)+(C) indicated in Statement at para (I)(a) above}
1	NIL	NIL	NIL
TOTAL		0	0.00
	Place: HUBLI		
	Date: 19/04/2013		For Bell Agromachina Limited
			Director

(II)(a) Statement showing details of Depository Receipts (DRs)

Sr. No.	Type of outstanding DR (ADRs, GDRs, SDRs, etc.)	Number of outstanding DRs	Number of shares underlying outstanding DRs	Shares underlying outstanding DRs as a percentage of total number of shares {i.e., Grand Total (A)+(B)+(C) indicated in Statement at para (I)(a) above}
1				0.00
2	NIL	NIL	B	NIL
3				0.00
TOTAL		0	0	0.00

(II)(b) Statement showing holding of Depository Receipts (DRs), where underlying shares held by "promoter/promoter group" are in excess of 1% of the total number of shares

Sr. No.	Name of the DR Holder	Type of outstanding DR (ADRs, GDRs, SDRs, etc.)	Number of shares underlying outstanding DRs	Shares underlying outstanding DRs as a percentage of total number of shares {i.e., Grand Total (A)+(B)+(C) indicated in Statement at para (I)(a) above}
1				
2	NIL	NIL	NIL	NIL
3				
4				
TOTAL			0	0.00

Place: Hubli
Date: 19/04/2013



For Bell Agromachina Limited


Director