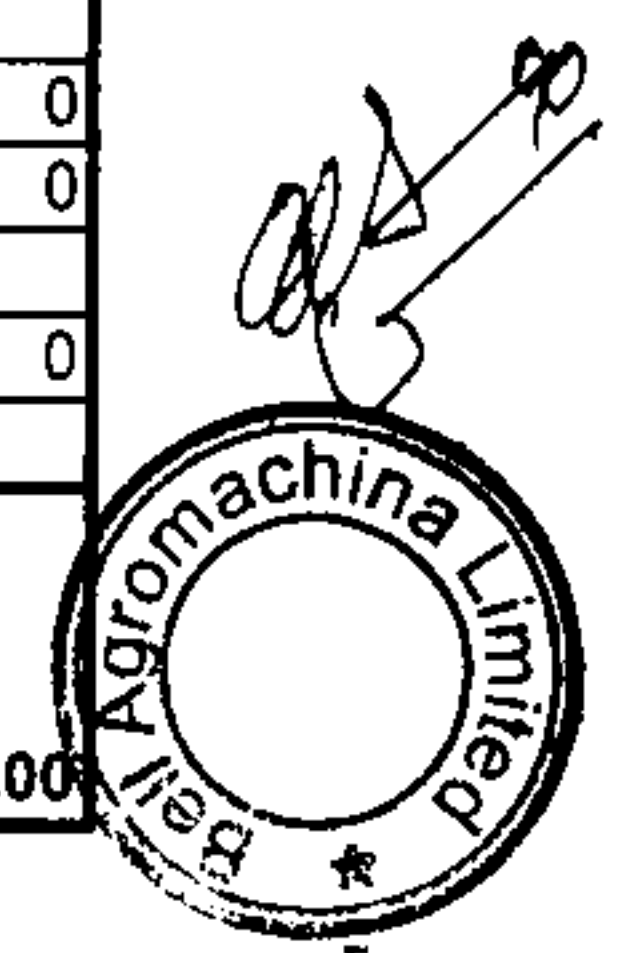



Introductory sub-table (I)(a)			
Name of the Company: Bell Agromachina Limited			
Scrip Code, Name of the scrip, class of security: 531112			
Quarter ended: 31st December 2011			
Partly paid-up shares:-	No. of partly paid-up shares	As a % of total no. of partly paid-up shares	As a % of total no. of shares of the company
Held by promoter/promoter group	0	0	0
Held by public	75500	0	0
<b>Total - D</b>	<b>75500</b>	<b>0</b>	<b>0</b>
Outstanding convertible securities:-	No. of outstanding securities	As a % of total no. of outstanding convertible securities	As a % of total no. of shares of the company, assuming full conversion of the convertible securities
Held by promoter/promoter group		0	0
Held by public		0	0
<b>Total - E</b>	<b>0</b>	<b>0</b>	<b>0</b>
Warrants:-	No. of warrants	As a % of total no. of warrants	As a % of total no. of shares of the company, assuming full conversion of warrants
Held by promoter/promoter group		0	0
Held by public		0	0
<b>Total - F</b>	<b>0</b>	<b>0</b>	<b>0</b>
<b>Total paid-up capital of the company, assuming full conversion of warrants and convertible securities</b>	<b>3500000</b>	<b>0</b>	<b>100.00</b>

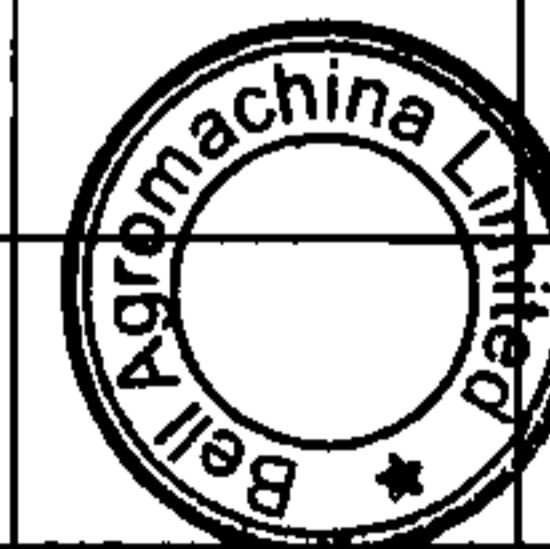


**Statement Showing Shareholding Pattern**

Category code	Category of Shareholder	Number of Shareholders	Table (I)(a)		Total shareholding as a percentage of total number of shares		Shares Pledged or otherwise encumbered	
			Total number of shares	Number of shares held in dematerialized form	As a percentage of (A+B) <sup>1</sup>	As a percentage of (A+B+C)	Number of shares	As a percentage
(I)	(II)	(III)	(IV)	(V)	(VI)	(VII)	(VIII)	(IX) = (VIII)/(IV)*100
<b>(A)</b>	<b>Shareholding of Promoter and Promoter Group<sup>2</sup></b>							
<b>1</b>	<b>Indian</b>							
(a)	Individuals/ Hindu Undivided Family	7	1215000		34.71	34.71		0.00
(b)	Central Government/ State Government(s)				0.00	0.00		0.00
(c)	Bodies Corporate	3	745000		21.29	21.29		0.00
(d)	Financial Institutions/ Banks				0.00	0.00		0.00
(e)	Any Others(Specify)				0.00	0.00		0.00
(e-i)								
(e-ii)								
	<b>Sub Total(A)(1)</b>	<b>10</b>	<b>1960000</b>	<b>0</b>	<b>56.00</b>	<b>56.00</b>	<b>0</b>	<b>0.00</b>
<b>2</b>	<b>Foreign</b>							
a	Individuals (Non-Residents Individuals/ Foreign Individuals)							
b	Bodies Corporate	0	0		0.00	0.00		0.00
c	Institutions	0	0		0.00	0.00		0.00
d	Any Others(Specify)							
d-i								
d-ii								

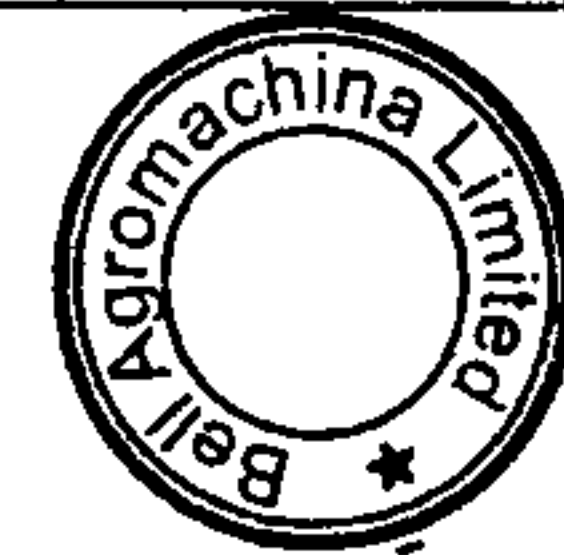


	<b>Sub Total(A)(2)</b>	<b>0</b>	<b>0</b>	<b>0</b>	<b>0.00</b>	<b>0.00</b>	<b>0</b>	<b>0.00</b>
	<b>Total Shareholding of Promoter and Promoter Group (A)= (A)(1)+(A)(2)</b>	<b>10</b>	<b>1960000</b>	<b>0</b>	<b>56.00</b>	<b>56.00</b>	<b>0</b>	<b>0.00</b>
<b>(B)</b>	<b>Public shareholding</b>							
<b>1</b>	<b>Institutions</b>							
(a)	Mutual Funds/ UTI				0.00	0.00		
(b)	Financial Institutions / Banks				0.00	0.00		
(c)	Central Government/ State Government(s)				0.00	0.00		
(d)	Venture Capital Funds				0.00	0.00		
(e)	Insurance Companies				0.00	0.00		
(f)	Foreign Institutional Investors				0.00	0.00		
(g)	Foreign Venture Capital Investors				0.00	0.00		
(h)	Any Other (specify)				0.00	0.00		
(h-i)					0.00	0.00		
(h-ii)					0.00	0.00		
	<b>Sub-Total (B)(1)</b>	<b>0</b>	<b>0</b>	<b>0</b>	<b>0.00</b>	<b>0.00</b>		
<b>B 2</b>	<b>Non-institutions</b>							
(a)	Bodies Corporate				0.00	0.00		
(b)	Individuals				0.00	0.00		
I	Individuals -i. Individual shareholders holding nominal share capital up to Rs 1 lakh	1558	1124700		32.13	32.13		
II	ii. Individual shareholders holding nominal share capital in excess of Rs. 1 lakh.	1	62000		1.77	1.77		




*[Handwritten signature]*

(c)	Any Other-NRI	97	353300		10.09	10.09		
(c-i)					0.00	0.00		
(c-ii)					0.00	0.00		
	<b>Sub-Total (B)(2)</b>	<b>1656</b>	<b>1540000</b>	<b>0</b>	<b>44.00</b>	<b>44.00</b>		
<b>(B)</b>	<b>Total Public Shareholding (B)= (B)(1)+(B)(2)</b>	<b>1656</b>	<b>1540000</b>	<b>0</b>	<b>44.00</b>	<b>44.00</b>		
	<b>TOTAL (A)+(B)</b>	<b>1666</b>	<b>3500000</b>	<b>0</b>	<b>100.00</b>	<b>100.00</b>		
<b>(C)</b>	<b>Shares held by Custodians and against which Depository Receipts have been issued</b>							
1	Promoter and Promoter Group	0	0			0.00		0.00
2	Public	0	0			0.00		
	<b>Sub-Total (C)</b>	<b>0</b>	<b>0</b>	<b>0</b>		<b>0</b>	<b>0</b>	
	<b>GRAND TOTAL (A)+(B)+(C)</b>	<b>1666</b>	<b>3500000</b>	<b>0</b>		<b>100.00</b>	<b>0</b>	<b>0.00</b>



*Handwritten signature*

Sr.No	Notes
1	
2	
3	
4	
5	
6	
7	
8	
9	



*[Handwritten signature]*

(I)(b) Statement showing holding of securities (including shares, warrants, convertible securities) of persons belonging to the category "Promoter and Promoter Group"

Sr. No.	Name of the shareholder	Details of Shares held		Encumbered shares (*)			Details of warrant		Details of convertible securities		Total shares (including underlying shares assuming full conversion of warrants and convertible securities) as a % of diluted share capital
		Number of shares held	As a % of grand total (A)+(B)+(C)	No.	As a percentage	As a % of grand total (A)+(B)+(C) of sub-clause (I)(a)	Number of warrants held	As a % of total number of warrants of the same	Number of convertible securities held	As a % of total number of convertible securities of the same class	
(i)	(ii)	(iii)	(iv)	(v)	(vi)=(v)/(iii)*100	(vii)	(viii)	(ix)	(x)	(xi)	(xii)
1	SHIVAPUTRA BELLAD	627200	17.92	0	0.00	0.00	0	0	0	0	17.92
2	PRASHANTH BELLAD	101,500	2.90	0	0.00	0.00	0	0	0	0	2.90
3	MAHESH BELLAD	119,500	3.41	0	0.00	0.00	0	0	0	0	3.41
4	SHARDA BELLAD	99,000	2.83	0	0.00	0.00	0	0	0	0	2.83
5	ARUNA P BELLAD	74,000	2.11	0	0.00	0.00	0	0	0	0	2.11
6	SHILPA M BELLAD	62,000	1.77	0	0.00	0.00	0	0	0	0	1.77
7	BELLAD AUTOMOBILES PVT LTD	258,500	7.39	0	0.00	0.00	0	0	0	0	7.39
8	BELLAD ENGINEERS PVT LTD	175,000	5.00	0	0.00	0.00	0	0	0	0	5.00
9	BELLAD MOTORS PVT LTD	311,500	8.90	0	0.00	0.00	0	0	0	0	8.90
10	S G BELLAD	131,800	3.77	0	0.00	0.00	0	0	0	0	3.77
											-
	<b>TOTAL</b>	<b>1960000</b>	<b>56.00</b>	<b>0</b>	<b>0.00</b>	<b>0.00</b>	<b>0</b>	<b>0</b>	<b>0</b>	<b>0</b>	<b>56.00</b>

Place: HUBLI  
Date: 16/01/2012.

For Bell Agromachina Limited


*[Signature]*  
Director



(\*) The term "encumbrance" has the same meaning as assigned to it in regulation 28(3) of the SAST Regulations, 2011

**(I)(c)(i) Statement showing holding of securities (including shares, warrants, convertible securities) of persons belonging to the category "Public" and holding more than 1% of the total number of shares**

Sr. No.	Name of the shareholder	Number of shares held	Shares as a percentage of total number of shares {i.e., Grand Total (A)+(B)+(C) indicated in Statement at para (I)(a) above}	Details of warrants		Details of convertible securities		Total shares (including underlying shares assuming full conversion of warrants and convertible securities) as a % of diluted share capital
				Number of warrants held	As a % of total number of warrants of the same class	Number of convertible securities held	% w.r.t total number of convertible securities of the same class	
1	MEENA UMACHAGI	62000	1.77	0	0	0	0	1.77
<b>TOTAL</b>		<b>62000</b>	<b>1.77</b>	<b>0</b>	<b>0</b>	<b>0</b>	<b>0</b>	<b>1.77</b>



**(I)(c)(ii) Statement showing holding of securities (including shares, warrants, convertible securities) of persons (together with PAC) belonging to the category "Public" and holding more than 5% of the total number of shares of the company**

Sr. No.	Name(s) of the shareholder(s) and the Persons Acting in Concert (PAC) with them	Number of shares	Shares as a percentage of total number of shares {i.e., Grand Total (A)+(B)+(C) indicated in Statement at para (I)(a) above}	Details of warrants		Details of convertible securities		Total shares (including underlying shares assuming full conversion of warrants and convertible securities) as a % of diluted share capital
				Number of warrants	As a % total number of warrants of the same class	Number of convertible securities held	% w.r.t total number of convertible securities of the same class	
1	NIL		0.00		NIL		NIL	
2	NIL		0.00		NIL		NIL	
3	NIL		0.00		NIL		NIL	
<b>TOTAL</b>	<b>NIL</b>	<b>0</b>	<b>0.00</b>	<b>0</b>	<b>NIL</b>	<b>0</b>	<b>NIL</b>	




*[Handwritten signature]*






**(II)(a) Statement showing details of Depository Receipts (DRs)**

Sr. No.	Type of outstanding DR (ADRs, GDRs, SDRs, etc.)	Number of outstanding DRs	Number of shares underlying outstanding DRs	Shares underlying outstanding DRs as a percentage of total number of shares {i.e., Grand Total (A)+(B)+(C) indicated in Statement at para (I)(a) above}
1	NIL	NIL	NIL	NIL
<b>TOTAL</b>		<b>0</b>	<b>0</b>	<b>0.00</b>



**(II)(b) Statement showing holding of Depository Receipts (DRs), where underlying shares held by "promoter/promoter group" are in excess of 1% of the total number of shares**

Sr. No.	Name of the DR Holder	Type of outstanding DR (ADRs, GDRs, SDRs, etc.)	Number of shares underlying outstanding DRs	Shares underlying outstanding DRs as a percentage of total number of shares {i.e., Grand Total (A)+(B)+(C) indicated in Statement at para (I)(a) above}
1	NIL	NIL	NIL	NIL
2	NIL	NIL	NIL	NIL
3	NIL	NIL	NIL	NIL
4	NIL	NIL	NIL	NIL
<b>TOTAL</b>	<b>NIL</b>	<b>NIL</b>	<b>NIL</b>	<b>NIL</b>
Place:HUBLI Date: 16/01/2012				
				<b>For Bell Agromachina Limited</b>
				 Director

